Bafresh II/BF Guard II

Bafresh II

- Lightweight design for ease of handling
- Rounded corners for extra safety



BF guard II

Compact, lightweight body for easy inspections and cleaning

AQC Corporation

AQC Corporation

JAB QMS,EMS CM027

ISO 9001 ISO 14001

Head office 1-2-29, Nankokita, Suminoe-ku, Osaka, 559-0034 Japan
Tel: 81-6-6612-7700 Fax: 81-6-6612-7701

Tokyo Office Kayabacho Ekimae Bldg. 7F, 2-11-8, Nihonbashi-Kayabacho, Chuo-ku, Tokyo 103-0025 Japan
Tel: 81-3-3662-8858 Fax: 81-3-3662-8860

http://www.aqcnet.com

Contact

Specifications for all products herein are subject to change without notice. BFGC16-10 (95-05)

Bafresh II features

The design concepts we have adhered to since the beginning of development of Bafresh II are: to maintain performance in aspects like grease removal and pressure drop at a high level, while constantly seeking to make the improvements needed to produce a lightweight filter that's easy to handle and safe to clean. The current Bafresh II filter is an unparalleled product that's been constantly improved in every aspect since its launch.

1 Certified by Japan Food Service Equipment Association

Bafresh II meets the requirements of grease removal systems established by the Fire and Disaster Management Agency. It's also certified by the Food Service Equipment Association.

2 Small air resistance

Coupled with the simple structure, side frames serve as baffle plates to increase the air passage area and reduce air resistance. (Utility model application pending)

3 25 mm thick

Most conventional mesh grease filters are 1 inch (25 mm) in thickness. For ease of handling, the Bafresh II is also 25 mm (max. 28 mm) thick.

4 Lightweight

A simple structure and ultra-thin design dramatically reduces filter weight. Mounting frames (chambers) for large air flow models of 10V (10 filters) to 12V (12 filters) are available.

5 Wide selection of sizes

The filter is now available in nine standard sizes to allow installation on existing hoods and ducts, as well as newly designed kitchen facilities.

6 Safe handling

To ensure the safety of those who handle the filter during disassembly, cleaning, and assembly, all corners of the filter are processed by rounding and hemming.

Bafresh II functions and features

Grease removal systems designed to remove the adhered substances like oil and grease contained in exhaust air must achieve a minimum rate of removal of 75%, as stipulated in the standard for governing grease removal systems (Shobo-yo no. 162, August 15, 1996) issued by the Fire and Disaster Management Agency. Bafresh II achieves a removal rate of 75.51% (as measured in an official JFEA test), meeting the above standard.

1 Removal performance (75.51% in official JFEA test)

When air containing grease particles passes through a filter consisting of two baffle plates, air undergoes a series of changes by external pressures; (1) compression; (2) expansion; (3) compression; and (4) expansion. Collisions and changes in direction during this process split grease particles, leaving most adhering to the secondary baffle plate. These grease particles flow down unobstructed the stainless steel plate.

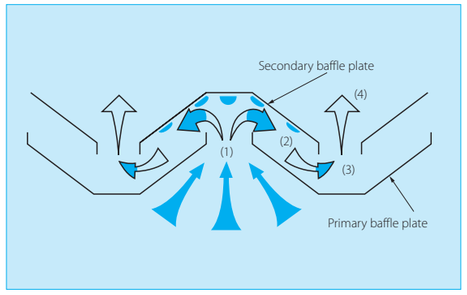

2 Adhesion efficiency (4.88% by official JFEA test)

The frame at the bottom of the filter has a unique double structure designed to channel grease flowing down along the secondary baffle plate and leaving the filter. Grease is discharged from all areas of the bottom of the filter frame, not just through a drain port in the center of the frame, eliminating grease accumulations within the frame. (Utility model application pending)

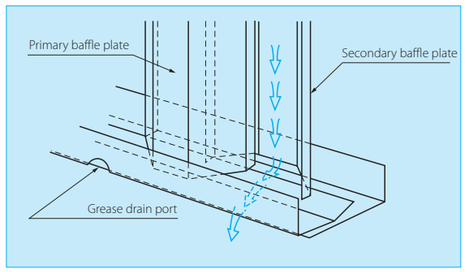

Bafresh II model selection

1 Air flow rate calculation

To choose the most suitable Bafresh II model, use the following formula to determine the air flow rate to be filtered by the range hood:

V = KQ

V: Effective exhaust air flow rate (processing air flow rate) (m^3/min)

K: Number obtained by multiplying the theoretical exhaust volume per unit amount of burned fuel by 40

Q: Maximum energy consumption (kW or kg/h)

Example

Assume that the heating value of the cooking appliance is 40.6 kW. Air flow rate can be obtained as follows:

$V = 40 \times 0.931 \times 40.6 \div 60 = 25.2$ m^3/min

● Open on all sides

● Open on three sides

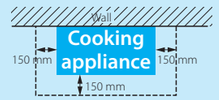

*Determining the hood size

Determine the width and length of the hood so that the hood edges extend past the edges of the cooker on all sides by about 1/4 the distance from the cooker surface to the bottom of the hood. If space is constrained, as is often the case, ensure the hood extends beyond the edges of the cooker by 150 mm on all sides.

Fuel type			Theoretical exhaust volume
	Description	Heating value	
1	City gas		0.93 m^3 per kW·h
2	LP gas (mainly propane gas)	50.2 MJ per kg	0.93 m^3 per kW·h
3	Kerosene	43.1 MJ per kg	12.1 m^3 per kg

2 Bafresh II performance

We measured the efficiency of the Bafresh II grease filter at each airflow rate using our grease filter performance test equipment.

We recommend use within the range from a face velocity of 1.0 m/sec (pressure drop of 90 Pa) to a face velocity of 1.16 m/sec (pressure drop of 120 Pa).

We measured the relationship between face velocity and pressure drop by our JIS B 9908 Type 2 test equipment. Use these reliable measurements when selecting a Bafresh II model.

● Bafresh II face velocity and pressure drop

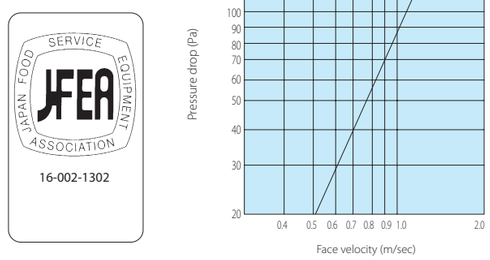

3 Selecting the correct Bafresh II model

Use the following air flow rate/pressure drop diagram (shown below) and the selection table (on the right) to choose the correct Bafresh II model.

● Bafresh II air flow rate/pressure drop diagram

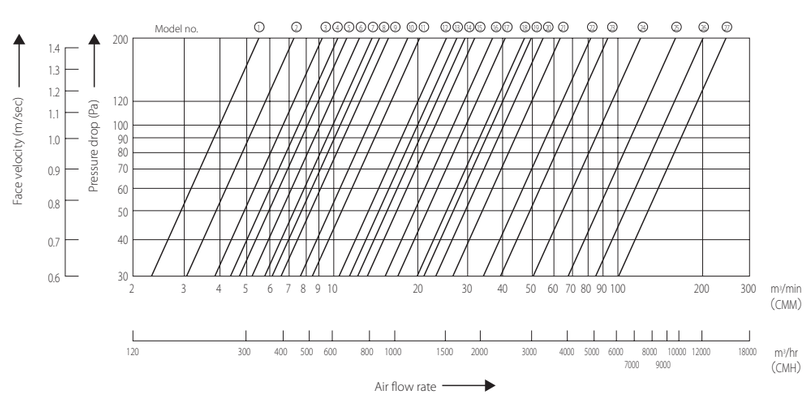

Bafresh II models

No.	Type V	Type S
1		1S-2530
2		1S-2540 1S-3030
3		1S-3040 1S-2550
4		1S-3050
5	2V-2530	
6		1S-4040
7	2V-3030	2S-3030
8	2V-2540	2S-2540
9		1S-4050
10	2V-3040 2V-2550	2S-3040 2S-2550
11	2V-3050	1S-5050 2S-3050
12	2V-4040	2S-4040
13	4V-3030	3S-2550
14	4V-2540	
15	2V-4050	2S-4050 3S-3050
16	4V-3040 4V-2550	
17	2V-5050 4V-3050	2S-5050
18		3S-4050
19	4V-4040	
20	6V-2550	
21	4V-4050 6V-3050	3S-5050
22	4V-5050	
23	6V-4050	
24	6V-5050	
25	8V-5050 10V-4050	
26	10V-5050 12V-4050	
27	12V-5050	

Bafresh II model selection table

Type **V**

Type V single unit

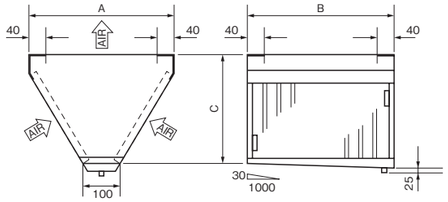

Model	Filter		Body dimensions (mm)			Weight including filter (kg)	Air flow rate at each static pressure (m³/min)				
	Model	Quantity	A	B	C		40 Pa	60 Pa	80 Pa	100 Pa	120 Pa
2V-2530	BF-2530	2	370	302	278	4.6	5.3	6.4	7.3	8.1	8.8
2V-3030	BF-3030	2	420	302	321	5.0	6.5	7.9	9.0	10.0	10.9
2V-2540	BF-2540	2	370	402	278	5.3	7.0	8.5	9.7	10.7	11.7
2V-3040	BF-3040	2	420	402	321	6.2	8.7	10.6	12.0	13.3	14.5
2V-4040	BF-4040	2	520	402	408	7.5	12.0	14.7	16.7	18.4	20.0
2V-2550	BF-2550	2	370	502	278	6.4	8.8	10.7	12.1	13.4	14.6
2V-3050	BF-3050	2	420	502	321	7.3	10.0	12.2	13.9	15.3	16.7
2V-4050	BF-4050	2	520	502	408	8.8	15.0	18.3	20.8	23.0	25.0
2V-5050	BF-5050	2	620	502	494	10.3	19.2	23.4	26.6	29.4	32.0

Type V double unit

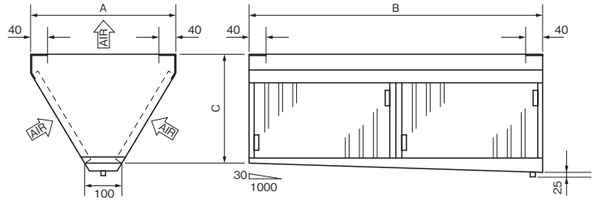

4V-3030	BF-3030	4	420	600	321	8.9	13.0	15.9	18.0	19.9	21.7
4V-2540	BF-2540	4	370	800	278	9.3	14.0	17.1	19.4	21.5	23.4
4V-3040	BF-3040	4	420	800	321	10.6	17.4	21.2	24.1	26.6	28.9
4V-4040	BF-4040	4	520	800	408	12.8	24.0	29.3	33.3	36.8	40.1
4V-2550	BF-2550	4	370	1000	278	11.0	17.5	21.4	24.3	26.8	29.2
4V-3050	BF-3050	4	420	1000	321	12.3	20.0	24.4	27.8	30.7	33.4
4V-4050	BF-4050	4	520	1000	408	15.2	30.1	36.6	41.6	46.0	50.1
4V-5050	BF-5050	4	620	1000	494	18.0	38.4	46.8	53.2	58.8	64.0

Type V triple unit



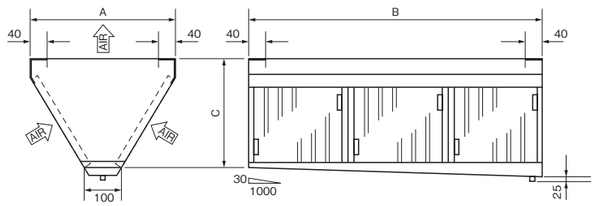

6V-2550	BF-2550	6	370	1500	278	15.6	26.3	32.0	36.4	40.3	43.8
6V-3050	BF-3050	6	420	1500	321	17.3	30.1	36.6	41.6	46.0	50.1
6V-4050	BF-4050	6	520	1500	408	21.6	45.1	54.9	62.5	69.0	75.1
6V-5050	BF-5050	6	620	1500	494	25.7	57.6	70.2	79.8	88.2	96.0

Bafresh II model selection table

Type **S**

Type S single unit

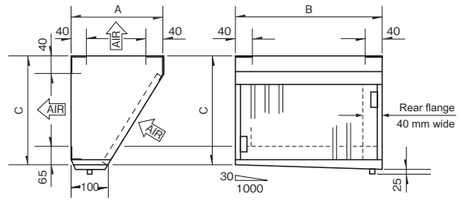

Model	Filter		Body dimensions (mm)			Weight including filter (kg)	Air flow rate at each static pressure (m³/min)				
	Model	Quantity	A	B	C		40 Pa	60 Pa	80 Pa	100 Pa	120 Pa
1S-2530	BF-2530	1	245	302	278	3.4	2.6	3.2	3.6	4.0	4.4
1S-3030	BF-3030	1	270	302	321	3.7	3.3	4.0	4.5	5.0	5.4
1S-2540	BF-2540	1	245	402	278	3.9	3.5	4.3	4.9	5.4	5.8
1S-3040	BF-3040	1	270	402	321	4.6	4.3	5.3	6.0	6.6	7.2
1S-4040	BF-4040	1	320	402	408	5.6	6.0	7.3	8.3	9.2	10.0
1S-2550	BF-2550	1	245	502	278	4.7	4.4	5.3	6.1	6.7	7.3
1S-3050	BF-3050	1	270	502	321	5.4	5.0	6.1	6.9	7.7	8.3
1S-4050	BF-4050	1	320	502	408	6.4	7.5	9.2	10.4	11.5	12.5
1S-5050	BF-5050	1	370	502	494	7.3	9.6	11.7	13.3	14.7	16.0

Type S double unit



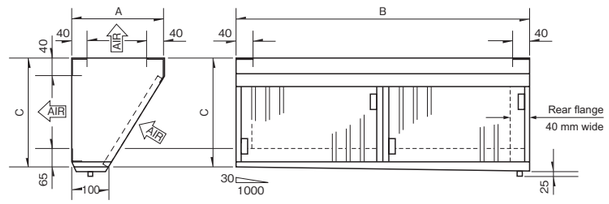

2S-3030	BF-3030	2	270	600	321	6.1	6.5	7.9	9.0	10.0	10.9
2S-2540	BF-2540	2	245	800	278	6.4	7.0	8.5	9.7	10.7	11.7
2S-3040	BF-3040	2	270	800	321	7.3	8.7	10.6	12.0	13.3	14.5
2S-4040	BF-4040	2	320	800	408	8.8	12.0	14.7	16.7	18.4	20.2
2S-2550	BF-2550	2	245	1000	278	7.5	8.8	10.7	12.1	13.4	14.6
2S-3050	BF-3050	2	270	1000	321	8.4	10.0	12.2	13.9	15.3	16.7
2S-4050	BF-4050	2	320	1000	408	10.1	15.0	18.3	20.8	23.0	25.0
2S-5050	BF-5050	2	370	1000	494	11.5	19.2	23.4	26.6	29.4	32.0

Type S triple unit



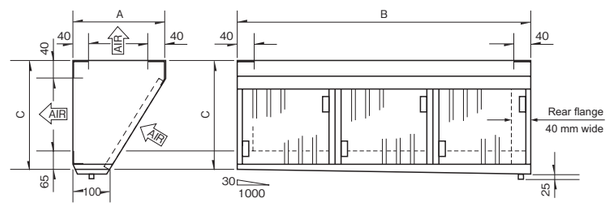

3S-2550	BF-2550	3	245	1500	278	10.3	13.1	16.0	18.2	20.1	21.9
3S-3050	BF-3050	3	270	1500	321	11.4	15.0	18.3	20.8	23.0	25.0
3S-4050	BF-4050	3	320	1500	408	13.8	22.5	27.5	31.2	34.5	37.6
3S-5050	BF-5050	3	370	1500	494	15.7	28.8	35.1	39.9	44.1	48.0

● Please contact our distributor for availability of chambers in sizes not shown above.

Bafresh II specifications (size table)

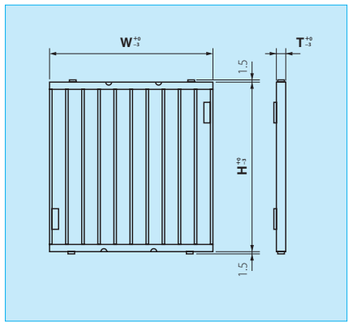

Table of dimensions (nominal)

		BF-2530	BF-3030	BF-2540	BF-3040	BF-4040	BF-2550	BF-3050	BF-4050	BF-5050
Dimensions (mm)	Height (H)	247	297	247	297	397	247	297	397	497
	Width (W)	300	300	400	400	400	500	500	500	500
	Thickness (T)	28	28	28	28	28	28	28	28	28
Weight (kg)		1.1	1.3	1.4	1.6	2.0	1.6	1.9	2.4	2.8
Effective area (m²)		0.063	0.078	0.084	0.104	0.144	0.105	0.12	0.18	0.23

*Please contact our distributor for dimensions not shown above.

Standard accessories

Collector cup.....1
Cup holder, L-shaped fittings.....2
Flexible hose (1/2B × 700 mm).....1



The Bafresh II is assembled on site.

Bafresh II chamber requires on-site assembly.
This helps ensure fast delivery and makes it easier to transport and carry into the installation site. The components are designed to allow assembly using just screws.

Type V

(1) Fasten the filter support to the side plates.

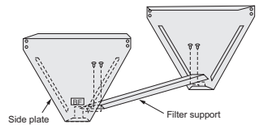

(2) Fasten the filter covers to the side plates.

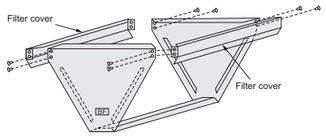

(3) Fasten the oil pan with the snap locks.

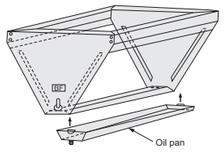

(4) Insert the filters.

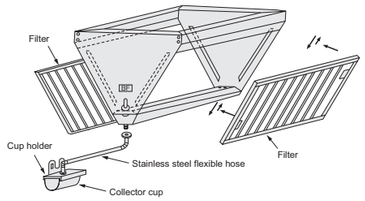

Type S

(1) Fasten the filter support to the side plates.

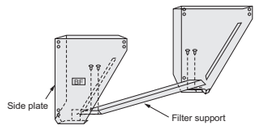

(2) Fasten the two identical flanges (one for the top and the other for the bottom) to the side plates.

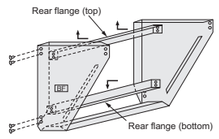

(3) Fasten the filter cover to the side plates. Fasten the oil pan with the snap lock.

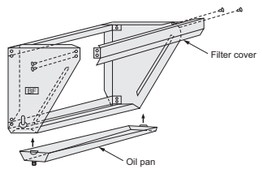

(4) Insert the rear blind plate (or top blind plate). Insert the filter.

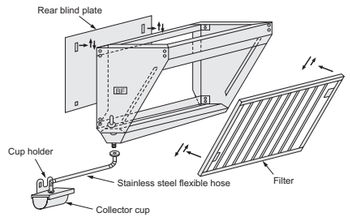

Hood installation example

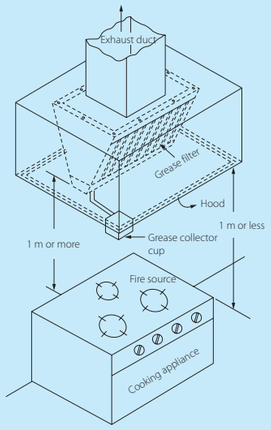

Reference diagram for installing Bafresh II

The diagram on the right shows a typical Bafresh II installation. First, attach the hood directly to the building structure to hang from the ceiling. Fasten the chamber to the top flat area of the hood. Make sure the hood itself has sufficient strength, given the size of the hood and chamber. Attach the BF Guard II using its detachable damper bar to the top of the hood (i.e., into the ceiling from below). Then attach the Bafresh II, covering the BF Guard II.

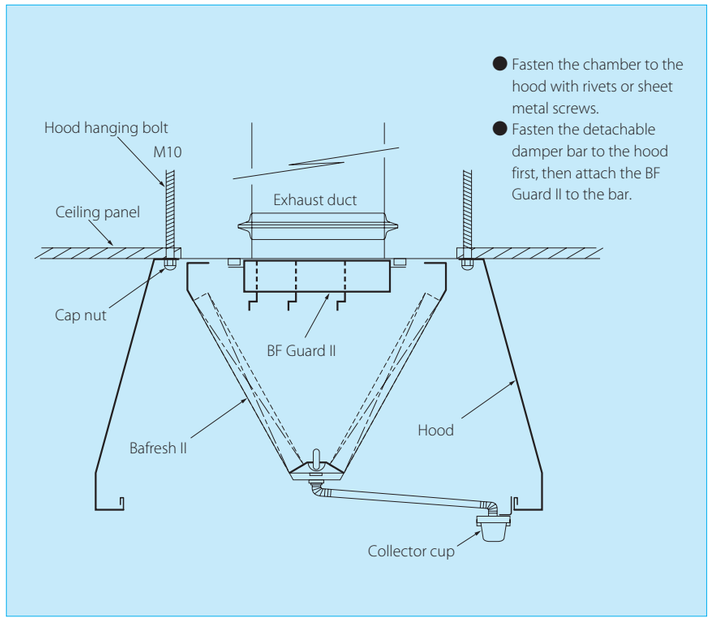

Cleaning the Bafresh II

As per its intended purpose, the Bafresh II is designed to be disassembled into a body and cover for thorough cleaning.
As shown in the photographs, remove and lift up the cover while applying pressure to the side plates (frames with a handle). Soak the parts by immersing them in commercial or grease filter detergent diluted 2 to 5 times for several hours. Soaking by hot water is more effective.



One-touch removal

⚠ Caution

Never handle the filter with bare hands when disassembling. Wear rubber gloves.



Thorough cleaning

Commercial kitchen extraction damper

BF Guard II



BF Guard II features

Fire dampers that prevent the transmission of fire from the kitchen into the exhaust duct require the utmost reliability in operation and shielding. Additionally, since fire dampers are installed inside a hood or a duct, fire dampers must be compact, lightweight, and easy to remove for inspections and cleaning. Designed to meet all these requirements, the BF Guard II offers the following features:

1. Complies with the structural standard of Construction Ministry Ordinance no. 2565

This damper has passed smoke leakage testing performed by the Japan Testing Center for Construction Materials. Both the vanes and the casing are made of 1.5 mm stainless steel sheet.

2. Easy air flow rate adjustment

The louvers can be adjusted to one of the four levels between 11 and 90 degrees simply by opening or closing the vanes.

3. Easy removal and attachment

The damper is easily fastened by screws, and easily attachable and detachable. It is easy to inspect and clean; no access door required.

4. Easy model selection

Refer to the Bafresh II and BF Guard II applications table to choose the appropriate BF Guard II model for a given duct opening size.

Installation position for BF Guard II

Type V

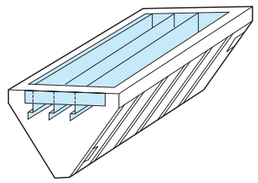

Type S (top mount)

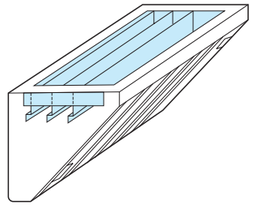

Type S (rear mount)

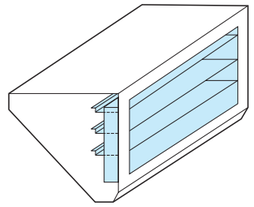

BF Guard II model no. and type

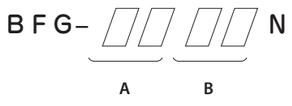

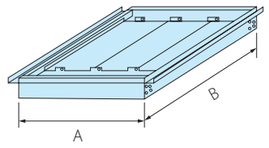

B \ A (number of vanes)	15 (2 vanes)	20 (2 vanes)	25 (3 vanes)	30 (3 vanes)	40 (4 vanes)	50 (5 vanes)
15	○					
20	○	○				
30	○	○	○	○	○	
40	○	○	○	○	○	
50	○	○		○	○	
60	○	○	○	○	○	○

Table of BF Guard II dimensions

■ Figure 1

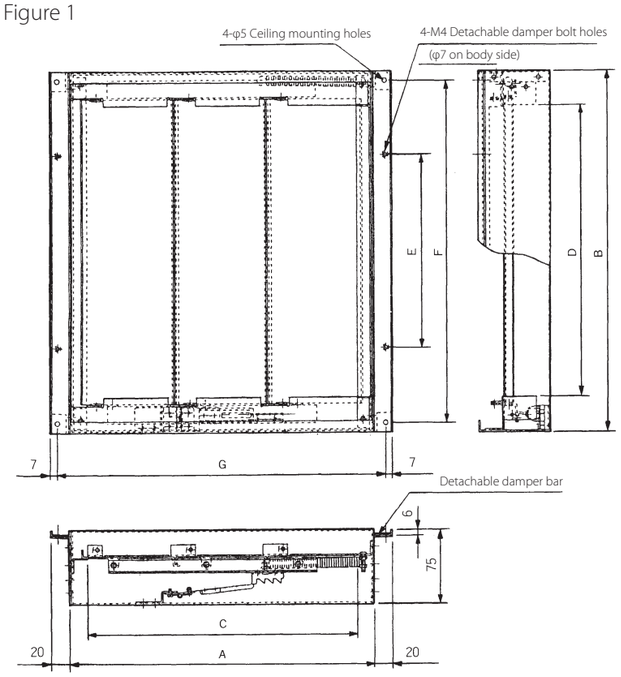

Model	Duct opening size (mm)	Outer size (mm)		Opening size (mm)		Hole dimensions (mm)			Opening area (m²)	Weight (kg)	Number of vanes	Remarks
		A	B	C	D	E	F	G				
BFG-1515N	150×150	150	190	117	115	90	170	176	0.0135	1.5	2	
BFG-1520N	150×200	150	240	117	165	140	220	176	0.0193	1.8	2	
BFG-1530N	150×300	150	340	117	265	200	320	176	0.0310	2.3	2	
BFG-2020N	200×200	208	240	170	165	140	220	234	0.0281	2.1	2	
BFG-2030N	200×300	208	340	170	265	200	320	234	0.0450	2.7	2	
BFG-2530N	250×300	250	340	217	265	200	320	276	0.0575	3.0	3	
BFG-3030N	300×300	300	340	266	265	200	320	326	0.0705	3.4	3	
BFG-4030N	400×300	390	340	362	265	200	320	416	0.0959	4.0	4	

■ Figure 2

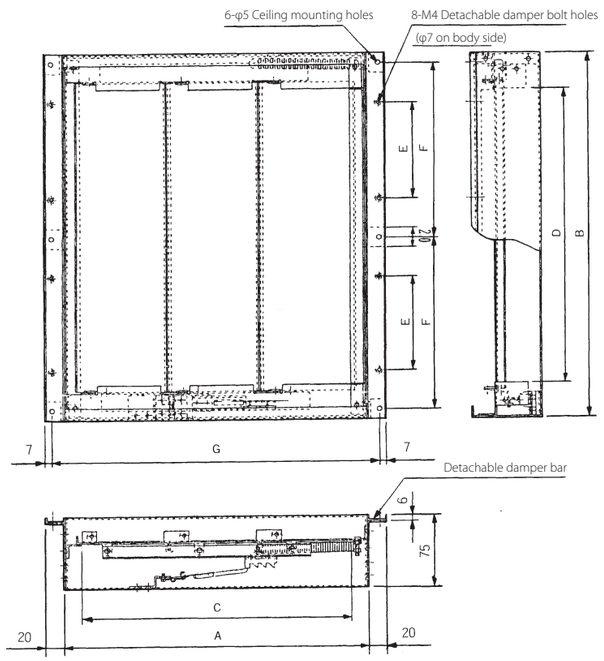

Model	Duct opening size (mm)	Outer size (mm)		Opening size (mm)		Hole dimensions (mm)			Opening area (m²)	Weight (kg)	Number of vanes	Remarks
		A	B	C	D	E	F	G				
BFG-1540N	150×400	150	440	117	365	130	210	176	0.0427	2.8	2	
BFG-1550N	150×500	150	540	117	465	180	260	176	0.0544	3.3	2	
BFG-1560N	150×600	150	640	117	565	230	310	176	0.0661	3.9	2	
BFG-2040N	200×400	208	440	170	365	130	210	234	0.0620	3.3	2	
BFG-2050N	200×500	208	540	170	465	180	260	234	0.0790	3.9	2	
BFG-2060N	200×600	208	640	170	565	230	310	234	0.0960	4.5	2	
BFG-2540N	250×400	250	440	217	365	130	210	276	0.0792	3.7	3	
BFG-2560N	250×600	250	640	217	565	230	310	276	0.1226	4.9	3	
BFG-3040N	300×400	300	440	266	365	130	210	326	0.0971	4.1	3	
BFG-3050N	300×500	300	540	266	465	180	260	326	0.1237	4.8	3	
BFG-3060N	300×600	300	640	266	565	230	310	326	0.1503	5.5	3	
BFG-4040N	400×400	390	440	362	365	130	210	416	0.1321	4.8	4	
BFG-4050N	400×500	390	540	362	465	180	260	416	0.1683	5.6	4	
BFG-4060N	400×600	390	640	362	565	230	310	416	0.2045	6.5	4	
BFG-5060N	500×600	480	640	458	565	230	310	506	0.2588	7.4	5	

Bafresh II and BF Guard II applications table

■ Type V

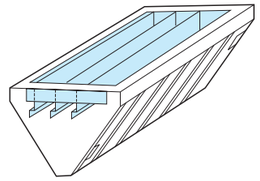

■ Type S (top mount)

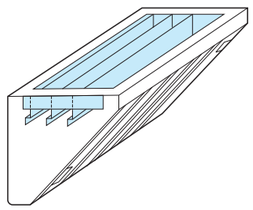

■ Type S (rear mount)

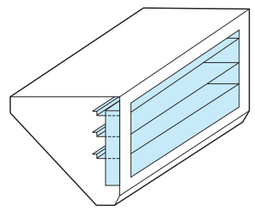

Bafresh II model	Chamber opening size	Optimal BF Guard II		Suitable BF Guard II	
		Model	Duct opening size	Largest model	Other suitable BF Guard II models
2V-2530	290×220	BFG-〔1520N〕	150×200	BFG-*2020N	BFG-1515N
2V-3030	340×220	BFG-*2020N	200×200	BFG-*2020N	BFG-〔1520N〕, 1515N
2V-2540	290×320	BFG-2020N	200×200	BFG-*2530N	BFG-*2030N, *1530N, 1520N
2V-3040	340×320	BFG-〔*2030N〕	200×300	BFG-*3030N	BFG-〔2530N〕, 2020N, 〔1530N〕
2V-4040	440×320	BFG-〔2530N〕	250×300	BFG-*4030N	BFG-*3030N, 〔2030N〕, 2020N
2V-2550	290×420	BFG-2030N	200×300	BFG-*2540N	BFG-2530N, *2040N, *1540N
2V-3050	340×420	BFG-2530N	250×300	BFG-*3040N	BFG-3030N, *2540N, *2040N
2V-4050	440×420	BFG-3030N	300×300	BFG-*4040N	BFG-4030N, 〔3040N〕, 〔2540N〕
2V-5050	540×420	BFG-4030N	400×300	BFG-*4040N	BFG-〔3040N〕, 3030N, 〔2540N〕
4V-3030	340×520	BFG-2530N	250×300	BFG-*3050N	BFG-3040N, 2540N, *2050N
4V-2540	290×720	BFG-2540N	250×400	BFG-2560N	BFG-2060N, 2050N, 2040N
4V-3040	340×720	BFG-3040N	300×400	BFG-3060N	BFG-2560N, 3050N, 2060N
4V-4040	440×720	BFG-4040N	400×400	BFG-4060N	BFG-3060N, 4050N, 3050N
4V-2550	290×920	BFG-2050N	200×500	BFG-2560N	BFG-2060N, 2540N, 2040N
4V-3050	340×920	BFG-3050N	300×500	BFG-3060N	BFG-2560N, 3040N, 2540N
4V-4050	440×920	BFG-3050N	300×500	BFG-4060N	BFG-3060N, 4050N, 4040N
4V-5050	540×920	BFG-4050N	400×500	BFG-5060N	BFG-4060N, 3060N, 3050N
6V-2550	290×1420	BFG-2060N	200×600	BFG-2560N	BFG-2050N, 2540N, 2040N
6V-3050	340×1420	BFG-2560N	250×600	BFG-3060N	BFG-3050N, 2060N, 2540N
6V-4050	440×1420	BFG-3060N	300×600	BFG-4060N	BFG-4050N, 3050N, 2560N
6V-5050	540×1420	BFG-4060N	400×600	BFG-5060N	BFG-4050N, 3060N, 3050N
1S-2530	165×220	BFG-〔*1515N〕	150×150	BFG-*1520N	
1S-3030	190×220	BFG-1515N	150×150	BFG-*1520N	
1S-2540	165×320	BFG-〔*1520N〕	150×200	BFG-*1530N	BFG-〔*1515N〕
1S-3040	190×320	BFG-1520N	150×200	BFG-*1530N	BFG-1515N
1S-4040	240×320	BFG-〔2020N〕	200×200	BFG-*2030N	BFG-*1530N, 1520N, 1515N
1S-2550	165×420	BFG-*1530N	150×300	BFG-*1540N	BFG-*1520N, *1515N
1S-3050	190×420	BFG-1530N	150×300	BFG-*1540N	BFG-1520N, 1515N
1S-4050	240×420	BFG-*2030N	200×300	BFG-*2040N	BFG-*1540N, 1530N, *2020N
1S-5050	290×420	BFG-2530N	250×300	BFG-*2540N	BFG-*2040N, 2030N, *1540N
2S-3030	190×520	BFG-1530N	150×300	BFG-*1550N	BFG-1540N, 1520N, 1515N
2S-2540	165×720	BFG-*1540N	150×400	BFG-*1560N	BFG-*1550N, *1530N, *1520N
2S-3040	190×720	BFG-1540N	150×400	BFG-1560N	BFG-1550N, 1530N, 1520N
2S-4040	240×720	BFG-*2040N	200×400	BFG-*2060N	BFG-1560N, *2050N, 1550N
2S-2550	165×920	BFG-*1550N	150×500	BFG-*1560N	BFG-*1540N, *1530N, *1520N
2S-3050	190×920	BFG-1550N	150×500	BFG-1560N	BFG-1540N, 1530N, 1520N
2S-4050	240×920	BFG-*2050N	200×500	BFG-*2060N	BFG-1560N, 1550N, *2040N
2S-5050	290×920	BFG-2050N	250×500	BFG-2560N	BFG-2060N, 2050N, 2540N
3S-2550	165×1420	BFG-*1560N	150×600	BFG-*1560N	BFG-*1550N, *1540N, *1530N
3S-3050	190×1420	BFG-1560N	150×600	BFG-1560N	BFG-1550N, 1540N, 1530N
3S-4050	240×1420	BFG-*2060N	200×600	BFG-*2060N	BFG-1560N, *2050N, 1550N
3S-5050	290×1420	BFG-2560N	250×600	BFG-2560N	BFG-2060N, 2050N, 2540N
1S-2530	175×220	BFG-〔*1515N〕	150×150	BFG-〔*1520N〕	
1S-3030	215×220	BFG-1515N	150×150	BFG-*2020N	BFG-*1520N
1S-2540	175×320	BFG-*1520N	150×200	BFG-*1530N	BFG-〔*1515N〕
1S-3040	215×320	BFG-1520N	150×200	BFG-*2030N	BFG-*1530N, 〔*2020N〕, 1515N
1S-4040	305×320	BFG-2020N	200×200	BFG-*3030N	BFG-*2530N, *2030N, *1530N
1S-2550	175×420	BFG-*1530N	150×300	BFG-*1540N	BFG-*1520N, 〔*1515N〕
1S-3050	215×420	BFG-*2030N	200×300	BFG-*2040N	BFG-*1540N, 1530N, 〔*2020N〕
1S-4050	305×420	BFG-2530N	250×300	BFG-*3040N	BFG-*2540N, *3030N, *2040N
1S-5050	395×420	BFG-3030N	300×300	BFG-*4040N	BFG-〔*4030N〕, *3040N, *2540N
2S-3030	215×520	BFG-1530N	150×300	BFG-*2050N	BFG-*1550N, *2040N, 1540N
2S-2540	175×720	BFG-*1540N	150×400	BFG-*1560N	BFG-*1550N, *1530N, *1520N
2S-3040	215×720	BFG-*2040N	200×400	BFG-*2060N	BFG-1560N, *2050N, 1550N
2S-4040	305×720	BFG-2540N	250×400	BFG-*3060N	BFG-2560N, *3050N, 2060N
2S-2550	175×920	BFG-*1550N	150×500	BFG-*1560N	BFG-*1540N, *1530N, *1520N
2S-3050	215×920	BFG-*2050N	200×500	BFG-*2060N	BFG-1560N, 1550N, *2040N
2S-4050	305×920	BFG-2050N	200×500	BFG-*3060N	BFG-2560N, *3050N, 2060N
2S-5050	395×920	BFG-3050N	300×500	BFG-*4060N	BFG-3060N, *4050N, 2560N
3S-2550	175×1420	BFG-*1560N	150×600	BFG-*1560N	BFG-*1550N, *1540N, *1530N
3S-3050	215×1420	BFG-*2060N	200×600	BFG-*2060N	BFG-1560N, *2050N, 1550N
3S-4050	305×1420	BFG-2560N	250×600	BFG-*3060N	BFG-*3050N, 2060N, 2050N
3S-5050	395×1420	BFG-3060N	300×600	BFG-*4060N	BFG-*4050N, 3050N, 2560N

1) BF Guard II models marked with an asterisk (*) should be installed after installing the Bafresh II chamber.
2) BF Guard II models enclosed in brackets 〔 〕 are installed offset by 90 degrees from the Bafresh II.

The BF Guard II model selected need not be the largest for a given duct opening size. Select a smaller size, according to necessity.
<Example>
The largest applicable BF Guard II model for the Bafresh II 2V-5050 is the BFG-4040.
Based on the size of the duct opening, you can select a smaller BF Guard II model, such as the following models:

● BFG-4030/BFG-3040/BFG-3030/BFG-2540/BFG-2530